

# ONE PAGER INFORMATION DESIGN

## COLORS



0 0 0  
0 0 0



78 121 167  
137 184 218



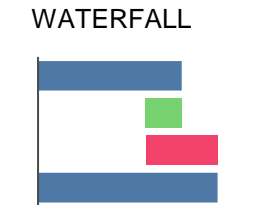
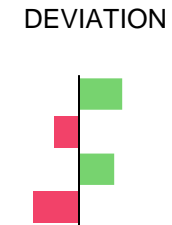
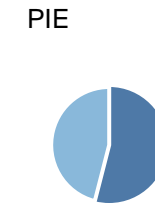
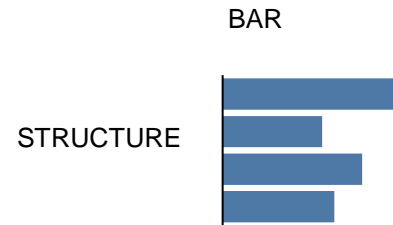
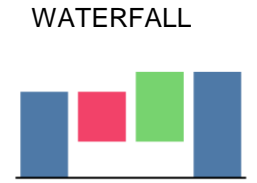
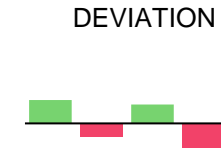

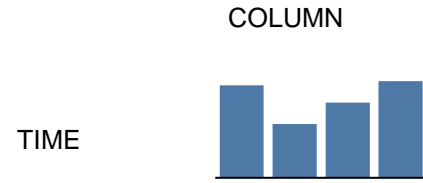
119 211 111  
242 66 105

FONT  
TABLES

DIAGRAMS

POSITIVE VALUES  
NEGATIVE VALUES

## CHARTS



## TYPEFACE

TYPE

Arial

PERMITTED FORMATS

Normal & **Bold**

NO COLORING

Red & Green

## MICRO CHARTS

PIE



Proportion

COLUMN



Course

LINE



Trend

## TABLE DESIGN

1 Sales TEUR 2017, PY		PY	ACT 6
2	<b>BADEN-WURTTENBERG</b>	<b>6.900</b>	<b>6.360</b>
	Stuttgart	2.238	1.359
	Aalen	1.760	1.804
	Heilbronn	1.459	1.721
3	Heidenheim 4	1.443	1.476 5

- 1 TITEL CONCEPT
- 2 TOTALS (bold capitals)
- 3 TEXTS & FIGURES
- 4 TEXTS (aligned left)
- 5 FIGURES (aligned right)
- 6 COLUMN HEADER (aligned right)

# ONE PAGER INFORMATION DESIGN

## COLORS



0 0 0  
0 0 0

FONT  
TABLES



78 121 167  
137 184 218

DIAGRAMS



0 111 128

HIGHLIGHTS



119 211 111  
242 66 105

POSITIVE VALUES  
NEGATIVE VALUES

## TYPEFACE

TYPE

Arial

PERMITTED FORMATS

Normal & **Bold**

NO COLORING

Red & Green

## MICRO CHARTS

PIE



Proportion

COLUMN



Course

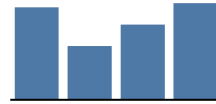
LINE



Trend

## CHARTS

COLUMN



LINE



DEVIATION



WATERFALL



TIME

BAR



PIE



STRUCTURE

DEVIATION



WATERFALL



## TABLE DESIGN

1 Sales TEUR 2017, PY		PY	ACT 6
2	<b>BADEN-WURTTENBERG</b>	<b>6.900</b>	<b>6.360</b>
	Stuttgart	2.238	1.359
	Aalen	1.760	1.804
	Heilbronn	1.459	1.721
3	Heidenheim	4 1.443	5 1.476

- 1 TITEL CONCEPT
- 2 TOTALS (bold capitals)
- 3 TEXTS & FIGURES
- 4 TEXTS (aligned left)
- 5 FIGURES (aligned right)
- 6 COLUMN HEADER (aligned right)

# ONE PAGER INFORMATION DESIGN

## COLORS



0 0 0  
0 0 0

FONT  
TABLES



78 121 167  
137 184 218

DIAGRAMS



0 111 128

HIGHLIGHTS



119 211 111  
242 66 105  
191 191 191

POSITIVE VALUES  
NEGATIVE VALUES  
NEUTRAL VALUES

## TYPEFACE

TYPE

Arial

PERMITTED FORMATS

Normal & **Bold**

NO COLORING

Red & Green

## MICRO CHARTS

PIE



Proportion

COLUMN



Course

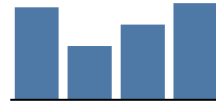
LINE



Trend

## CHARTS

COLUMN



LINE



DEVIATION



WATERFALL



BAR



PIE



DEVIATION



WATERFALL



## TABLE DESIGN

1 Sales TEUR 2017, PY			PY	ACT	6
2	<b>BADEN-WURTTENBERG</b>		<b>6.900</b>	<b>6.360</b>	
	Stuttgart		2.238	1.359	
	Aalen		1.760	1.804	
	Heilbronn		1.459	1.721	
3	Heidenheim	4	1.443	1.476	5

- 1 TITEL CONCEPT
- 2 TOTALS (bold capitals)
- 3 TEXTS & FIGURES
- 4 TEXTS (aligned left)
- 5 FIGURES (aligned right)
- 6 COLUMN HEADER (aligned right)